

Keysight Technologies

E4980AL Precision LCR Meter

20 Hz to 300 kHz/500 kHz/1 MHz

Providing the best combination of accuracy, speed and versatility



A Standard LCR Meter

Keysight's E4980AL precision LCR meter provides the best combination of accuracy, speed, and versatility for a wide range of component measurements. Offering fast measurement speed and outstanding performance at both low and high impedance ranges, the E4980AL is the basic tool for general R&D and manufacturing test of components and materials.

Fast measurement speed

The E4980AL offers excellent speed:

- 12 ms (SHORT)¹
- 118 ms (MED)¹
- 343 ms (LONG)¹

DC bias

Built-in DC-voltage-bias source provides accurate bias dependency evaluation for C, L, and material measurements.

- 1.5 V and 2 V

Accurate measurements

Exceptionally low noise at both low and high impedance for evaluating the characteristics of inductors and capacitors with excellent accuracy and repeatability.

- 0.05% basic impedance accuracy
- 1/2/4m cable extension capability
- Open/Short/Load correction

Simple and intuitive operation

Easily configure measurements with soft keys (same interface as Keysight's 4284A LCR meter), one-touch front panel keys and an intuitive user interface.

USB interface (memory devices only)


Easily save measurement states, data logs, and screen captures to USB memory devices.

High-resolution LCD display

Full, 7-digit display and 6 display modes for clear and easy viewing.

LED status lights

Conveniently view DC bias and USB memory status.



100 μ V to 2 Vrms variable test signals

Provides signal levels to evaluate the AC voltage characteristics of your devices.

1. Measurement time at 1 MHz. Supplemental information. For additional details, refer to the E4980A/E4980AL data sheet (literature number 5989-4435EN).

Key Features

Accurate measurements

Exceptionally low noise at both low and high impedance to improve test quality.

- 0.05 % basic impedance accuracy
- Open/Short/Load compensation support
- Cable extension (1/2/4m) support

Fast measurement speed¹

Fast speed provides more throughput reducing cost of test.

- 12 ms (SHORT)
- 118 ms (MED)
- 343 ms (LONG)

Measurement versatility

- 20 Hz to 300 kHz/500 kHz/1 MHz test frequency with 4-digit resolution at any frequency
- 16 impedance parameters
- 100 μ V to 2 Vrms, 1 μ A to 20 mA variable test signal
- Auto-level control
- 201 points of programmable list sweep
- DC resistance

Compact and light weight

Small size for easy transportation


- 370 (W) x 105 (H) x 390 (D) mm
- 5.3 kg (11.7 lb.)

Standard LAN/USB/GPIB interface

Flexible PC connectivity and fast transfer speed

- 10/100 Base-T LAN
- USB (USBTMC) interface
- GPIB for robust instrument control and test automation

External trigger



1. Measurement time at 1 MHz. Supplemental information. For additional details, refer to the E4980A/E4980AL data sheet (literature number 5989-4435EN).

Accurate, Fast Measurements up to 300 kHz/500 kHz/1 MHz

Accurate measurements provide design and test confidence

Broad range impedance measurements

The E4980AL LCR meter offers excellent performance for all impedance measurements.

Reliable measurement performance is needed to meet the test requirements of today's latest devices. The E4980AL offers fast measurement speed and outstanding performance within "both" low and high impedance ranges with exceptional dissipation factor accuracy.

Stable small ESR/low impedance measurements

The equivalent series resistance (ESR) of capacitors is becoming smaller and smaller to meet high-speed and low power-consumption circuit needs; and is difficult to measure. The E4980AL provides exceptional measurement stability.

Exceptionally accurate, high impedance measurements

The capacitance values of chip-capacitors are now down to femto-farad (fF) range. Thus, very stable and accurate high impedance measurements are required for higher yields and design reliability. Surpassing Agilent's previous industry-standard LCR meter (4284A), the E4980AL further improves measurement stability for these small capacitance devices.

Offering the industry's best combination of speed and accuracy

Fast measurement speed for more throughput in manufacturing

- 12 ms per point at 1 MHz with SHORT mode¹
- 118 ms per point at 1 MHz with MED mode¹
- 343 ms per point at 1 MHz with LONG mode¹

Average function (up to 256)

Enables users to improve measurement repeatability.

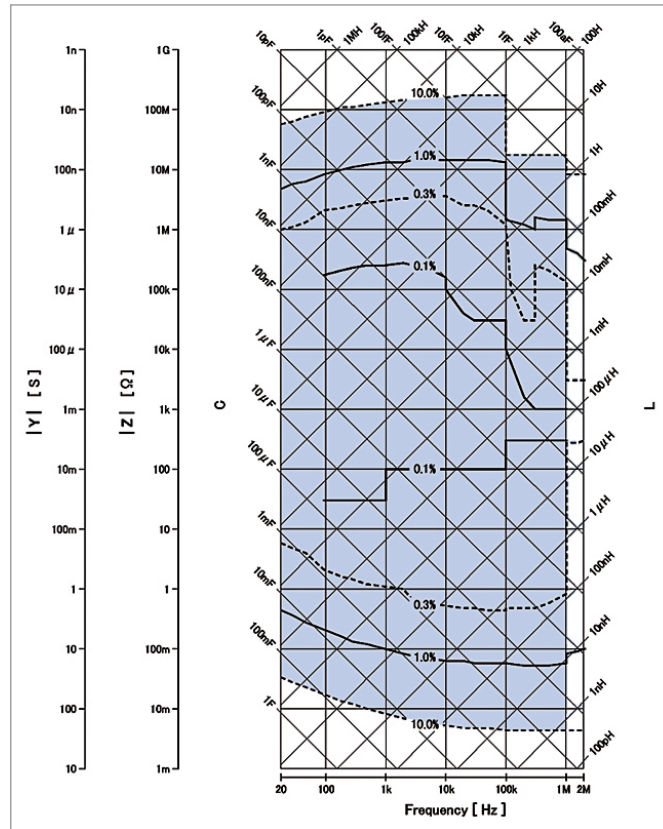


Figure 1. 10% impedance measurement accuracy range. Test signal 1 Vrms, MED mode, cable 0m²

1. Measurement time at 1 MHz. Supplemental information. For additional details, refer to the E4980A/E4980AL data sheet (literature number 5989-4435EN).
 2. Applied up to 300 kHz/500 kHz/1 MHz for E4980AL.

Versatile Measurement Capability to Meet your Application Needs

Powerful features increase test reliability and efficiency




Figure 2. Select one of six display modes

<LIST SWEEP DISPLAY>						PREV PAGE
MODE	SEQ					NEXT PAGE
101	FREQ[Hz]	Cp[F]	D[-]		CMF	
191	119.1 k	999.442 f	2.82263 m			
192	119.2 k	999.434 f	2.86183 m			
193	119.3 k	999.486 f	2.84843 m			
194	119.4 k	999.476 f	2.81826 m			
195	119.5 k	999.497 f	2.82726 m			
196	119.6 k	999.466 f	2.88342 m			
197	119.7 k	999.477 f	2.87176 m			
198	119.8 k	999.496 f	2.88966 m			
199	119.9 k	999.488 f	2.84773 m			
200	120 k	999.457 f	2.82296 m			

Use Softkeys to select

Figure 3. List sweep mode

<MEAS DISPLAY>				MEAS DISPLAY
FUNC	Ls-Rdc	RANGE	AUTO	BIN No.
FREQ	1 MHz	BIAS	0 V	BIN COUNT
LEVEL	1 V	MEAS TIME	MED	LIST SWEEP
Ls 5.631952 nH				DISPLAY BLANK
Rdc 100.4456 mΩ				
VAC	1.10536 mV	IAC	18.8482 mA	
VDC	---	IDC	---	
CORR	0m, OPEN	CH	---	

Use Softkeys to select

Figure 4. DCR measurement

Six convenient display modes

Select one of six display modes to suit your particular measurement needs.

- **Normal** view for a data overview
- **Large display** view for enhanced readability
- **BIN No.** view for measurement comparison and device sorting
- **BIN count** view for statistical evaluation
- **LIST sweep** view for continuous data
- **Blank page** view for ultimate speed (Turns off display to save refresh time.)

201 points list sweep

Frequency, measurement range, and stimulus conditions, can be set as list parameters (max 201 points). You can choose two parameters independently to test under a variety of measurement conditions.

DC resistance measurement

For inductor measurements, Ls or Lp and Rdc parameters can be measured at the same time.

Exceeding Expectations in Productivity

Support for a wide variety of test fixtures

The E4980AL can be used with over twenty fixtures to meet a variety of evaluation needs; from materials to SMD components. Also, built-in compensation functions minimize the influence of test fixtures.



Figure 5. The E4980AL LCR meter offers support for a wide variety of test fixtures

USB memory support

The front panel USB memory interface allows you to quickly and easily save state files, measurement log data, and display images to an external USB memory device (mass storage).



Figure 6. Example of use with USB storage device

PC connectivity

Standard GPIB/LAN/USB control interfaces provide a variety of paths for controlling the instrument. Using a LAN cable, you can even control the E4980AL with a computer and Web browser.

Upgradability

Following upgrade options are available.

- E4980ALU-052: 300 kHz to 500 kHz
- E4980ALU-112: 300 kHz to 1 MHz
- E4980ALU-113: 500 kHz to 1 MHz

Refer to the configuration guide for more details.



Figure 7. The E4980AL LCR meter can conveniently be controlled over LAN with a computer and a Web browser

Quick Product Comparison



4263B LCR meter (Discontinued)



E4980AL Precision LCR meter



E4980A Precision LCR meter

Frequency	100, 120, 1 k, 10 k, 20 k, and 100 kHz	20 Hz to 300 k/500 k/1 MHz	20 Hz to 2 MHz
Test signal level	20 m to 1 Vrms	0 to 2 Vrms/0 to 20 mArms	0 to 2 Vrms or 20 Vrms (Option 001) /0 to 20 mArms or 100 mArms (Option 001)
Auto level control (ALC)	No	Yes	Yes
DC bias capability	1.5 V, 2 V	Built-in 1.5 V, 2 V	1.5 V, 2 V or ± 40 V (Opt. 001)
Programmable list sweep	No	201 points	201 points
Remote control	GPIB	GPIB, LAN, USB	GPIB, LAN, USB
Web browser control	No	Yes	Yes
Interface option	Handler	None	Handler (Option 201) / Scanner (Option 301)
Parameters	Impedance, DCR, N, M	Impedance, DCR	Impedance, DCR (Option 200)
Control commands	4263B unique	E4980A/4284A compatible	E4980A/4284A compatible
Basic accuracy	0.1% @ Medium	0.1% @ Short 0.05% @ MED/LONG	0.1% @ Short 0.05% @ MED/LONG
Measurement time mode	25 ms Short mode, 65 ms Medium mode	149 ms @ 100 Hz 26 ms @ 1 kHz 12 ms @ 1MHz Short mode	100 ms @ 100 Hz 20 ms @ 1 kHz 5.6 ms @ 1 MHz Short mode
Storage devices	Internal	Internal/USB memory	Internal/USB memory
Cable length	0, 1, 2, 4 m	0, 1, 2, 4 m	0, 1, 2, 4 m
Cabinet dimensions (mm)	320 (W) x 100 (H) x 300 (D)	370 (W) x 105 (H) x 390 (D)	370 (W) x 105 (H) x 390 (D)
Weight	4.5 kg	5.3 kg	5.3 kg

Ordering Information

E4980AL	Precision LCR Meter, 20 Hz to 300 kHz/500 kHz/1 MHz
---------	---

Options

Model	Description
E4980AL-032	20 Hz to 300 kHz with DCR Measurement
E4980AL-052	20 Hz to 500 kHz with DCR Measurement
E4980AL-102	20 Hz to 1 MHz with DCR Measurement

For more details on the option configuration, refer to the E4980A/E4980AL configuration guide (literature number 5989-8321EN).

Upgrade options

Model	Description
E4980ALU-052	Upgrade from 300 kHz to 500 kHz for E4980AL-032
E4980ALU-112	Upgrade from 300 kHz to 1 MHz for E4980AL-032
E4980ALU-113	Upgrade from 500 kHz to 1 MHz for E4980AL-052

Web Resources

Visit our E4980AL Web site for additional product information and literature.
www.keysight.com/find/E4980AL

LCR Meters & Impedance Measurement Products
www.keysight.com/find/impedance

For more information on Keysight Technologies' products, applications or services, please contact your local Keysight office. The complete list is available at:
www.keysight.com/find/contactus

Americas

Canada	(877) 894 4414
Brazil	55 11 3351 7010
Mexico	001 800 254 2440
United States	(800) 829 4444

Asia Pacific

Australia	1 800 629 485
China	800 810 0189
Hong Kong	800 938 693
India	1 800 112 929
Japan	0120 (421) 345
Korea	080 769 0800
Malaysia	1 800 888 848
Singapore	1 800 375 8100
Taiwan	0800 047 866
Other AP Countries	(65) 6375 8100

Europe & Middle East

Austria	0800 001122
Belgium	0800 58580
Finland	0800 523252
France	0805 980333
Germany	0800 6270999
Ireland	1800 832700
Israel	1 809 343051
Italy	800 599100
Luxembourg	+32 800 58580
Netherlands	0800 0233200
Russia	8800 5009286
Spain	800 000154
Sweden	0200 882255
Switzerland	0800 805353
	Opt. 1 (DE)
	Opt. 2 (FR)
	Opt. 3 (IT)
United Kingdom	0800 0260637

For other unlisted countries:
www.keysight.com/find/contactus
 (BP-09-23-14)

myKeysight

myKeysight

www.keysight.com/find/mykeysight

A personalized view into the information most relevant to you.

Three-Year Warranty

www.keysight.com/find/ThreeYearWarranty

Keysight's commitment to superior product quality and lower total cost of ownership. The only test and measurement company with three-year warranty standard on all instruments, worldwide.

Keysight Assurance Plans

www.keysight.com/find/AssurancePlans

Up to five years of protection and no budgetary surprises to ensure your instruments are operating to specification so you can rely on accurate measurements.

www.keysight.com/go/quality

Keysight Technologies, Inc.

DEKRA Certified ISO 9001:2008

Quality Management System

Keysight Channel Partners

www.keysight.com/find/channelpartners

Get the best of both worlds: Keysight's measurement expertise and product breadth, combined with channel partner convenience.

Insert registered trademarks and copyright notes here. If none, remove row from table.

www.keysight.com/find/e4980al

